

# Soho

Rimadesio



Design Giuseppe Bavuso

## Soho

Lightness, transparency, ability to split and join at the same time. The references to far East are clearly visible in Soho, the sliding doors collection, which refers to the typical partitions of the movable walls and the furnishings that identify the traditional Japanese house. An ethereal diaphragm, with delicate ribs which settle up the geometry of the frame reproduced in a contemporary and current context from the combination of Rimadesio's finishing.

Leggerezza, trasparenza, capacità di dividere e unire allo stesso tempo. I riferimenti all'estremo oriente sono espliciti in Soho, la collezione di porte scorrevoli che rimanda alla partitura tipica delle pareti mobili e degli arredi che identificano l'abitazione tradizionale giapponese. Un diaframma etereo, che gioca sulle delicate nervature che compongono la geometria del telaio riproposto in un contesto contemporaneo e reso attuale dalla combinazione delle finiture Rimadesio.

Die Auszeichnung durch Leichtigkeit, Transparenz, und der Fähigkeit den Raum gleichzeitig zu teilen und zu vereinen. Die Anspielungen auf den Fernen Osten sind in der Soho Linie erkennbar, einer Sammlung von Schiebetüren, die sich auf die typische Bewertung der mobilen Wände und Möbel bezieht, die das traditionelle japanische Zuhause kennzeichnen. Eine himmlische Membran, die auf die feinen Rippen der Geometrie des Rahmens anspielt, die in einem zeitgenössischen Kontext und durch die Kombination von Rimadesio-Finituren aktuell gemacht wird.

Légèreté, transparence, capacité de séparer et joindre en même temps. Les références à l'extrême-orient sont explicites dans Soho, la collection de panneaux coulissants, qui fait référence à la division typique des cloisons mobiles et des meubles, qui identifient la maison japonaise traditionnelle. Un diaphragme éthéré, qui joue sur les nervures délicates, qui composent la géométrie de la structure re-proposé dans un contexte contemporain et rendu actuel par la combinaison des finitions Rimadesio.


Ligereza, transparencia, capacidad de dividir y unir al mismo tiempo. Las referencias al Extremo Oriente son explícitas en Soho, la colección de paneles correderos que se refiere a la partitura típica de las paredes móviles y el mobiliario que identifican el hogar japonés tradicional. Un diafragma etéreo, que juega con las delicadas nervaduras que conforman la geometría de la estructura re-propuesta en un contexto contemporáneo y actualizado por la combinación de los acabados de Rimadesio.

Struttura Structure: 15 noce  
Vetro Glass: 67 riflettente chiaro  
Maniglia Handle: 14 brown

Nella foto In this photo  
Contentore a parete  
Suspended cabinet: Self

Sliding doors





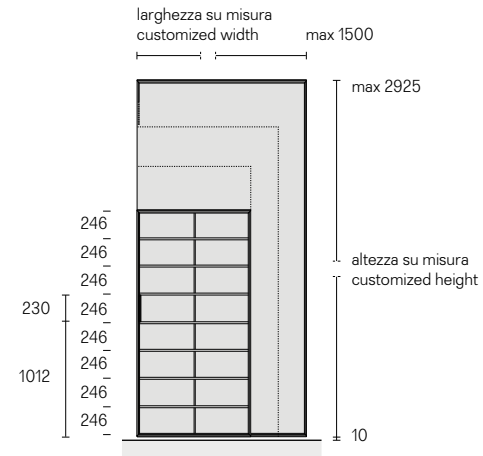
**Caratteristiche tecniche esclusive**  
Exclusive technical features



1. Struttura in alluminio estruso (lega EN AW-6060) con rivestimento in vero legno. Extruded aluminium frame (alloy EN AW-6060) with real wood finish.
2. Vetro temperato spessore 8 mm, conforme alle norme UNI EN 12150, UNI EN ISO 12543, UNI 7697 e UNI EN 12600. Tempered glass, 8 mm thick, conforms to UNI EN 12150, UNI EN ISO 12543, UNI 7697 and UNI EN 12600 standards.

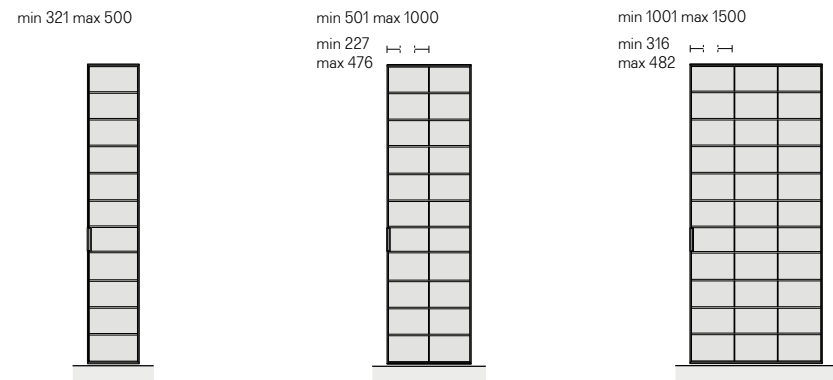
**Dimensioni e maniglie**  
Dimensions and handles

Dimensioni pannelli scorrevoli  
Sliding panel dimensions




**Tipologie estetiche**  
Aesthetical typologies

In larghezza / Width

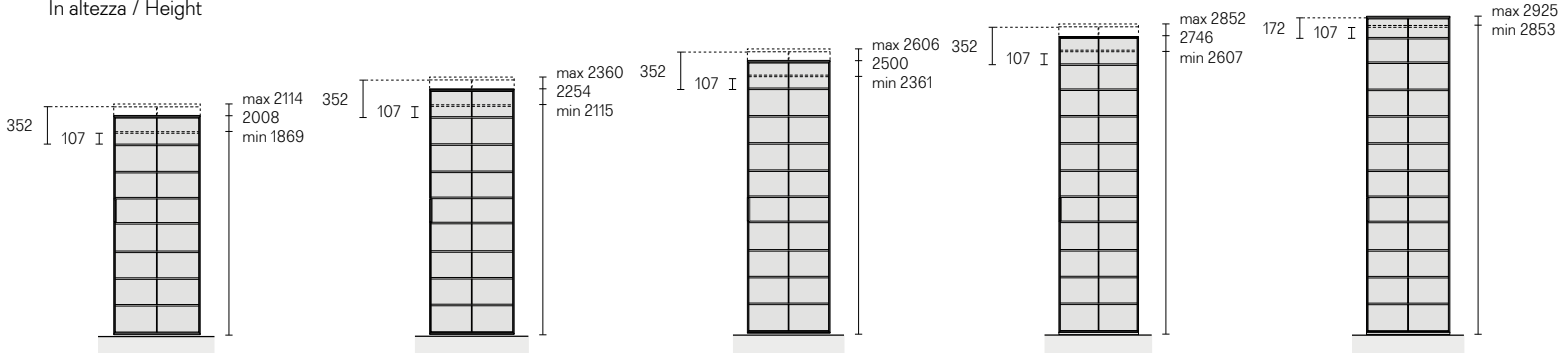


Maniglie  
Handles



1. 2016 maniglia brown, struttura in alluminio rivestito in noce. / 2016 handle brown, walnut veneered aluminium structure.
2. 2016 maniglia brown, struttura in alluminio rivestito in rovere termotrattato. 2016 handle brown, heat-treated oak veneered aluminium structure.
3. 2016 maniglia e struttura in alluminio brown, nero, bianco latte, nei 34 colori laccati Ecolorsystem. 2016 Aluminium handle and aluminium structure in brown, black, bianco latte, 34 Ecolorsystem lacquered colours.

In altezza / Height



**Descrizione tecnica**  
Technical description

I pannelli scorrevoli del sistema Soho vengono sempre realizzati su misura in altezza e larghezza, fino alle dimensioni massime indicate nello schema della pagina accanto.

Soho panels are always custom made in height and width according to the dimensions indicated on the scheme in the next page.

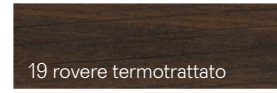

Soho Paneele sind immer nach Mass in Hoehe und Breite hergestellt. Siehe Maximal-Masse, die auf der gegenüberliegenden Seite sind.

Les panneaux Soho sont réalisés toujours sur mesure soit en hauteur qu'en largeur, selon les dimensions maximales indiquées de côté dans le plan.



Los paneles Soho se realizan siempre a medida en altura y anchura, hasta las dimensiones máximas indicadas en el esquema en la página siguiente.

**Finiture  
Finishings**

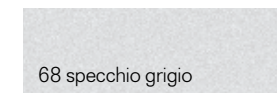

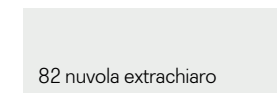
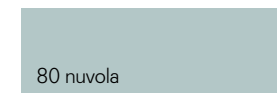
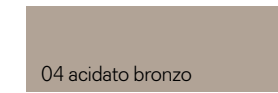
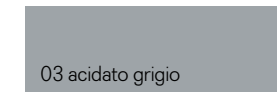

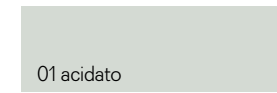



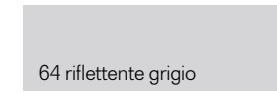
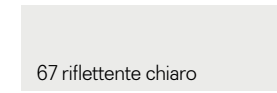
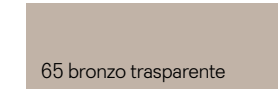
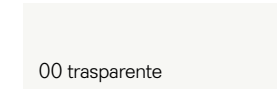
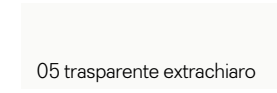

Struttura  
Structure



Maniglia  
Handle




Vetri  
Glasses



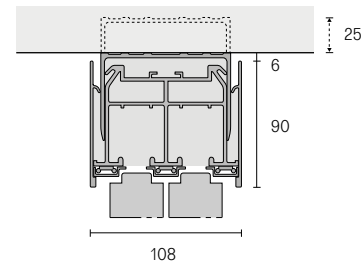
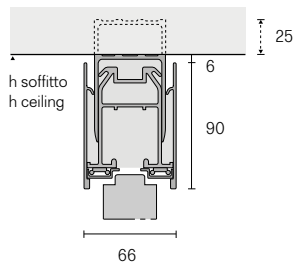
**Binari di scorrimento brevettati**  
Patented sliding rails

**Binario a soffitto**  
Ceiling rail

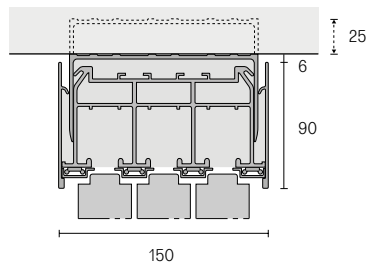


Monorotaia  
Single rail

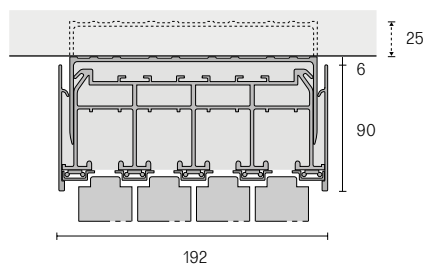
Birotaia  
Double rail




Trirotaia  
Three ways rail



Quadrirotaia  
Four ways rail

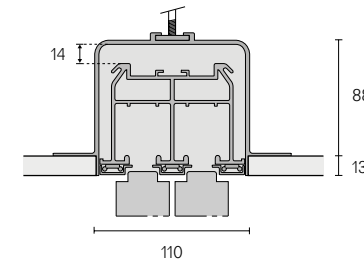
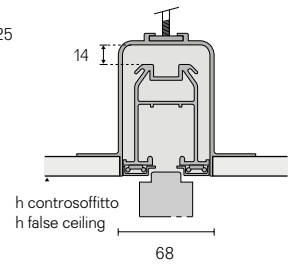


**Binario ad incasso**  
Built-in rail

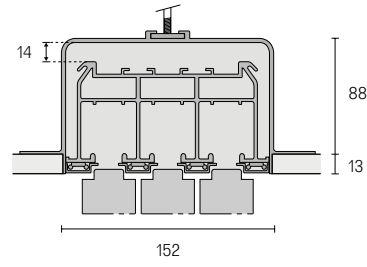


Monorotaia  
Single rail

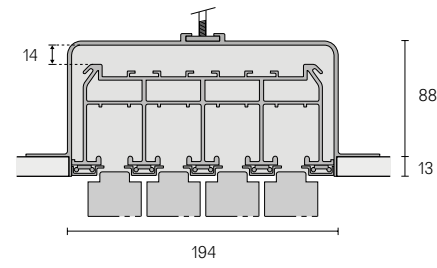
Birotaia  
Double rail




Trirotaia  
Three ways rail



Quadrirotaia  
Four ways rail

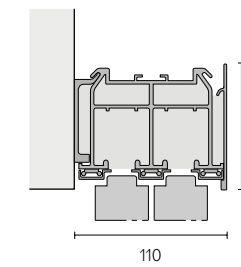
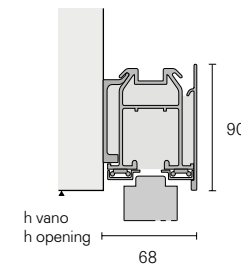


**Binario a parete**  
Wall rail



Monorotaia  
Single rail

Birotaia  
Double rail



1. Profilo di scorrimento brevettato in estruso d'alluminio. Dimensioni in lunghezza fino a 6000 mm.
2. Profilo telescopico di aggiustaggio brevettato. Consente la perfetta messa in bolla del binario di scorrimento e di compensare gli eventuali dislivelli del soffitto, senza fasce di tamponamento e spessori aggiuntivi.
3. Velella copri-binario in estruso di alluminio. Montaggio rapido ad incastro.
4. Profilo in alluminio ad incasso totale. Binario di scorrimento dotato di regolazione in altezza di 14 mm.
5. Profilo di ancoraggio a parete in lega di alluminio (EN AW-6005A) temperato. Garantito per carichi di 100 kg per metro lineare.
6. Profilo di copertura brevettato in alluminio ad ancoraggio rapido, in tinta alla struttura della porta scorrevole o predisposto per la verniciatura in loco in tinta al soffitto.

1. Patented sliding profile in extruded aluminium. Exceptional dimensions in length till 6000 mm.
2. Patented telescopic adjusting profile. It allows to counterbalance differences in ceiling height without the use of padding or coverings.
3. Closing cover for rail in extruded aluminium. Quick assembling.
4. Aluminium total built in profile. Rail adjustable for 14 mm.
5. Wall fixing section in hardened aluminium alloy (EN AW-6005A). Guaranteed for loads of 100 kg per linear metre.
6. Patented aluminium covering profile with quick fixing system, in the same color of the sliding panel structure or prepared to be painted on site to match the ceiling.


1. Patentiertes Laufprofil aus Druckguss Aluminium. Gesamtlänge von 6000 mm lieferbar.
2. Patentierten teleskopischen Profil. Sie erlaubt eine Ausgleich eventueller Decken-unebenheiten ohne zusätzliche Vorarbeiten.
3. Blende aus gezogenen Aluminiumguss, schnelle Klick-Montage.
4. Eingebauter Aluminium Profil. Laufschiene regulierbar in Höhe von 14 mm.
5. Decke-Befestigungsprofil aus temperierter Aluminium-Legierung (EN AW-6005A). Garantierte Tragfähigkeit 100Kg pro Laufmeter.
6. Patentierte Abdeckprofile aus Aluminium mit System zur schnellen Montage. Erhältlich in der Strukturfarbe der Schiebepaneele oder grundiert, um vor Ort in der Deckenfarbe lackiert zu werden.

1. Profil de coulissement breveté en extrudé d'aluminium. Dimensions exceptionnelles en longueur jusqu'à 6000 mm.
2. Profil télescopique d'ajustage. Il permet de compenser les éventuels défauts du plafond, sans l'utilisation d'aucun type de tamponnement.
3. Bandeau de fermeture en extrudé d'aluminium. Montage à encastrement rapide.
4. Profil en aluminium à encastrement complètement. Rail de coulissement réglable en hauteur de 14 mm.
5. Profil de fixation mural en alliage d'aluminium trempé (EN AW-6005A). Garanti pour poids de 100 Kg par mt.lin.
6. Profil de couverture breveté en aluminium avec système de fixation rapide, dans la même finition de la structure du panneau coulissant ou prêt pour la peinture sur place dans la teinte du plafond.

1. Perfil corredero patentado en extrusión de aluminio. Dimensiones excepcionales hasta 6000 mm.
2. Perfil telescópico de ajuste patentado. Permite ajustar eventuales desniveles del techo, sin bandas y espesores añadidos.
3. Tapa de cierre en extrusión de aluminio. Montaje rápido a encaje.
4. Perfil en aluminio embutido totalmente. Guía dotada de regulación en altura de 14 mm.
5. Perfil de anclaje a pared en aleación de aluminio (EN AW-6005A) templado. Garantizado para cargas de 100 Kg por metro lineal.
6. Perfil embellecedor en aluminio de sujeción rápida patentado, combinado a la estructura del panel corredero o preparado para la pintura en obra combinada al acabado del techo.

## Componenti del binario di scorrimento Sliding rail components

1. Binario di scorrimento con profilo telescopico di aggiustaggio brevettato. Consente la perfetta messa in bolla del binario di scorrimento. Regolazione in altezza di 25 mm per la versione a soffitto.
  2. Freno soft motion, dotato di molle di richiamo e pistoncino a gas, inseriti in un supporto in nylon fibra stampato ad iniezione.
  3. Carrello di scorrimento. Corpo in nylon basculante su due assi, progettato per seguire le eventuali imperfezioni della parete e del soffitto garantendo uno scorrimento sempre perfetto. Ruote in nylon e fibra di vetro. Portata max 100 kg per carrello.
1. Rail de coulissement avec profilé télescopique d'ajustage breveté. Il permet de mettre parfaitement à niveau le rail de coulissement. Réglage en hauteur de 25 mm pour la version au plafond.
  2. Frein soft motion avec ressorts de retour et petit piston à huile, insérés dans un support en fibre de nylon moulé par injection.
  3. Chariot de coulissement. Corps en nylon, basculant sur deux axes, étudié pour suivre les éventuelles imperfections du mur et du plafond en garantissant un coulissement toujours parfait. Roulettes en nylon et fibre de verre. Charge maximale de 100 kg par chariot.
1. Guía de deslizamiento con perfil telescópico de ajuste patentado. Permite un perfecto alineamiento de la guía. Regulación de la altura de 25 mm para la versión de techo.
  2. Freno soft motion, equipado con resortes de retorno y de pistón al aceite, colocados en un soporte en fibra de nylon, moldeado por inyección.
  3. Carro de deslizamiento. Cuerpo de nylon basculante sobre dos ejes, diseñado para seguir las eventuales imperfecciones de la pared y del techo garantizando un deslizamiento siempre perfecto. Ruedas de nylon y fibra de vidrio. Carga útil máx. 100 kg por carro.
1. Gleitschiene mit patentiertem Teleskopprofil zur Justierung. Ermöglicht eine perfekte waagerechte Ausrichtung der Gleitschiene. Höhenregulierung um 25 mm für Deckenschiene.
  2. Eingebauter Soft-Motion-Bremse, mit der Rückkehr-Federn und Kolben-Öl ausgestattet, die in der spritzgegossenen Unterstüzung von Nylon-Faser, eingebaut sind.
  3. Laufwagen Doppelgehäuse aus Nylon, zweiachsig schwingend, geplant, um eventuelle Unebenheiten an Wand und Decke auszugleichen und ein perfektes Gleiten in jeder Situation zu garantieren. Rollen aus Nylon und Glasfaser. Höchstlast pro Laufwagen 100 kg.



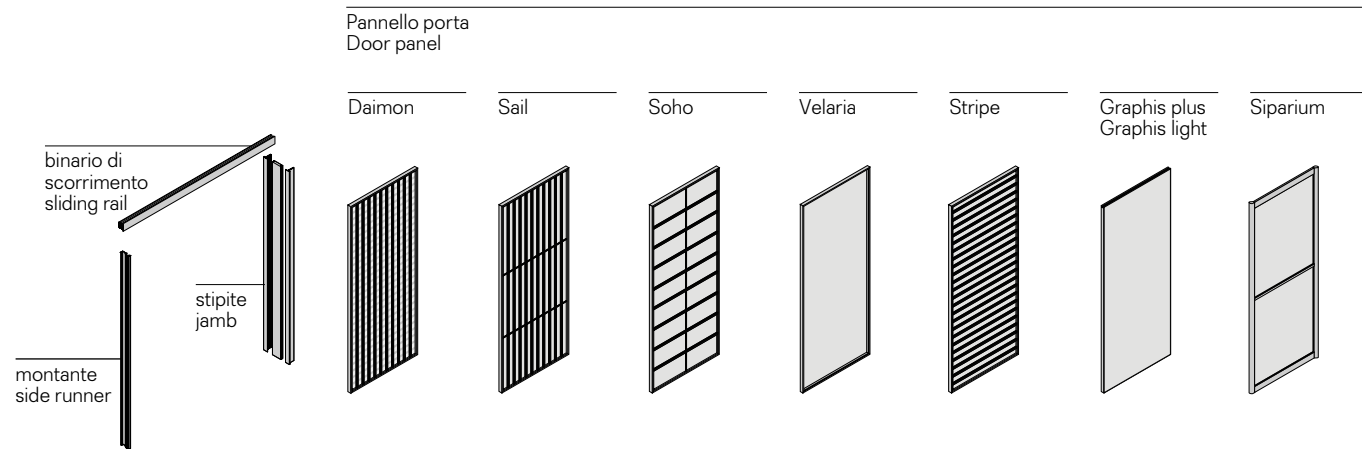
## Binario in tinta con la struttura o predisposto per la verniciatura Rail in the same finishing of the panel structure or ready to be painted on site

1. Profilo di scorrimento brevettato con microaletture interne, studiate per ridurre e attutire il rumore durante lo scorrimento del pannello.
  2. Regolazione in altezza del pannello mediante giunto cardanico laterale: la regolazione è effettuabile anche con il pannello già montato per semplificare al massimo le operazioni di montaggio.
  3. Profili di copertura in alluminio predisposti per la verniciatura in loco in tinta al soffitto.
  4. Profili di copertura brevettati in estruso di alluminio ad aggancio rapido, in tinta alla struttura delle porte scorrevoli.
1. Patented sliding profile with internal micro finning, designed to reduce and deaden the noise of the panel when it slides.
  2. Adjustment in height of the panel thanks to the lateral cardan joint. The adjustment is possible also with the panel already mounted in order to simplify to the maximum the assembly operations.
  3. Covering profiles in aluminium prepared to be painted to match the ceiling.
  4. Patented covering profiles in extruded aluminium with quick fixing system, in the same finishing of the sliding panels structure.
1. Patentiertes Laufprofil mit Mikroinnenrippen, die die Gleitgeräusche der Türplatte verringern.
  2. Höhenregulierung der Türplatte mittels eines Kardangelenkes. Zur weiteren Vereinfachung der Montage ist die Regulierung auch möglich, wenn die Platte bereits installiert ist.
  3. Die vor Ort Lackierung der Aluminiumabdeckungen sind in derselben Farbe der Decke erhältlich.
  4. Patentierte Schnellkupplung Aluminiumabdeckungen sind in derselben Farbe der Türplatte erhältlich.
1. Profil de coulissement breveté avec des petites ailettes internes, conçu pour réduire et amortir le bruit lors du coulissement du panneau.
  2. Réglage en hauteur du panneau par joint de cardan latéral. Le réglage est également réalisable sur le panneau déjà monté afin de simplifier au maximum les opérations de montage.
  3. Profils de finition en aluminium préparé pour être peint sur place dans la même couleur du plafond.
  4. Profils de finition en extrusion d'aluminium avec fixation rapide, dans la même couleur de la structure des panneaux coulissants.
1. Guía corredera patentada con micro aletas internas, diseñadas para reducir y amortiguar el ruido durante el deslizamiento del panel.
  2. Regulación en altura del panel por medio de cardán lateral. El ajuste también es posible con el panel ya montado para simplificar las operaciones de montaje.
  3. Perfiles embellecedores en aluminio preparados para ser pintados en obra en el mismo color del techo.
  4. Perfiles embellecedores patentados en extrusión de aluminio con enganche rápido, del mismo color que la estructura del panel.





**Pannelli porta abbinati ai binari di scorrimento**  
**Door panels for sliding rails**



**Descrizione tecnica**  
**Technical description**

Tutte le porte scorrevoli Rimadesio sono state ingegnerizzate per garantire la massima semplicità di progettazione e per essere installate sull'esclusivo sistema di scorrimento a parete, soffitto e incasso. Una porta scorrevole completa è composta da un binario di scorrimento, un pannello porta e uno stipite o montante opzionale. L'apertura a libro e battente è disponibile unicamente per i pannelli Siparium. Il sistema utilizza un binario di scorrimento e carrelli differenti dal modello a scorrimento lineare.

All Rimadesio sliding panels have been engineered to guarantee the highest design simplicity and to be installed on the exclusive wall, ceiling and built-in sliding systems. A complete sliding panel is made up of rail, door panel and optional jamb or side runner. Folding and swing doors are available only for Siparium panels. The system uses a sliding rail and carriages that are different from the linear model.

Alle Schiebetüren von Rimadesio funktionieren mit einer Wand-, Decken- oder Deckeneinbauschiene. Eine komplette Schiebetüranlage besteht aus einer Schiene, einem Türpanel und einem optionalen Türpfosten. Die Klapptür ist lediglich für die Siparium-Paneele verfügbar. Das System verwendet eine Gleitschiene und einen Schieber, wodurch sie sich vom linearen Gleitmodell unterscheidet.

Tous les panneaux coulissants Rimadesio ont été conçus pour un maximum de simplicité dans le projet et pour être installé sur l'exclusif système de rail plafond, mural ou encastré. Un panneau coulissant complet est composé par un rail, un panneau et un jambage ou montant en option. L'ouverture des portes pliantes et battantes est disponible uniquement pour les panneaux Siparium. Le système utilise un rail et des chariots différents du modèle coulissant linéaire.

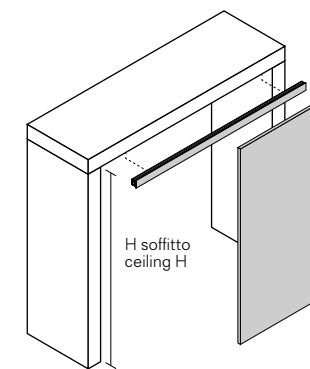
Todas las puertas correderas Rimadesio han sido diseñadas para garantizar la máxima simplicidad del diseño y ser instaladas en el exclusivo sistema de deslizamiento a pared, a techo y embutido. Una puerta corredera completa se compone de un carril de deslizamiento, un panel de puertay una jamba o montante opcional. La apertura plegable batiente está disponible solo para los paneles Siparium. El sistema usa una guía y carros diferentes del los del cierre lineal.

**Calcolo altezze pannelli porta**  
**Heights calculation panels**

Binario a soffitto  
 Ceiling rail

Velaria, Soho, Stripe, Sail, Daimon  
 $H_{\text{pannello panel}} = H_{\text{soffitto minima}} - 97 \text{ mm}$

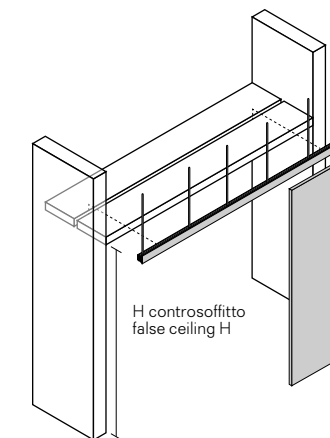
Graphis plus, Graphis light, Siparium  
 $H_{\text{pannello panel}} = H_{\text{soffitto minima}} - 104 \text{ mm}$



Binario ad incasso  
 Built in rail

Velaria, Soho, Stripe, Sail, Daimon  
 $H_{\text{pannello panel}} = H_{\text{controsoffitto minima}} - 8 \text{ mm}$

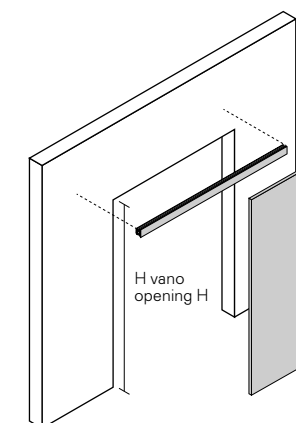
Graphis plus, Graphis light, Siparium  
 $H_{\text{pannello panel}} = H_{\text{controsoffitto minima}} - 15 \text{ mm}$



Binario a parete  
 Wall rail

Velaria, Soho, Stripe, Sail, Daimon  
 $H_{\text{pannello panel}} = H_{\text{vano massima}} + 4 \text{ mm}$

Graphis plus, Graphis light, Siparium  
 $H_{\text{pannello panel}} = H_{\text{vano massima}} - 3 \text{ mm}$



**Calcolo larghezze pannelli porta**  
**Widths calculation panels**

**Monorotaia fuori luce**  
**Single rail out of the opening**

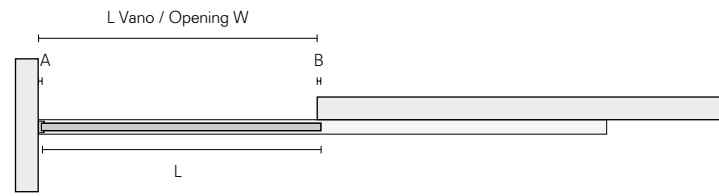
Con montante laterale  
With side runner

Velaria, Stripe, Sail, Soho, Daimon  
A = 13 mm  
B = 12 mm  
L = L vano opening W - 1 mm

Graphis light  
A = 13 mm  
B = 20 mm  
L = L vano opening W + 7 mm

Graphis plus  
A = 13 mm  
B = 15 mm  
L = L vano opening W + 2 mm

Siparium  
A = 15 mm  
B = 25 mm  
L = L vano opening W + 10 mm



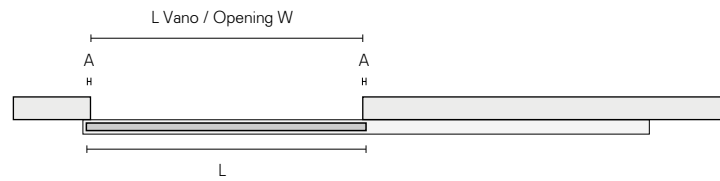
Senza montanti laterali  
Without side runners

Velaria, Stripe, Sail, Soho, Daimon  
A = 12 mm  
L = L vano W opening + 24 mm

Graphis light  
A = 20 mm  
L = L vano W opening + 40 mm

Graphis plus  
A = 15 mm  
L = L vano W opening + 30 mm

Siparium  
A = 25 mm  
L = L vano W opening + 50 mm

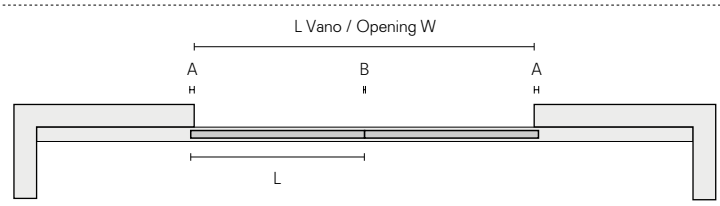


Velaria, Stripe, Sail, Soho, Daimon  
A = 12 mm  
B = 2 mm  
L = (L vano opening W + 22 mm) ÷ 2

Graphis light  
A = 20 mm  
B = 0 mm  
L = (L vano opening W + 40 mm) ÷ 2

Graphis plus  
A = 15 mm  
B = 0 mm  
L = (L vano opening W + 30 mm) ÷ 2

Siparium  
A = 25 mm  
B = 0 mm  
L = (L vano opening W + 50 mm) ÷ 2



**Birotaia fuori luce**  
**Double rail out of the opening**

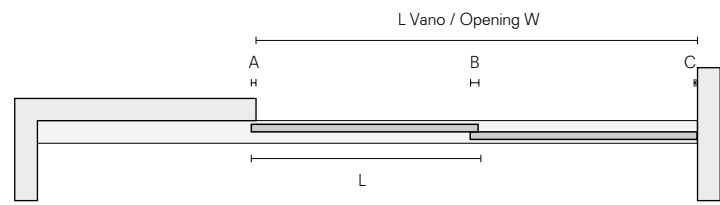
Senza montanti laterali  
Without side runners

Velaria, Stripe, Sail, Soho, Daimon  
A = 12 mm  
B = 12 mm  
C = 1 mm  
L = (L vano opening W + 23 mm) ÷ 2

Graphis light  
non disponibile / not available

Graphis plus  
A = 15 mm  
B = 30 mm  
C = 0 mm  
L = (L vano opening W + 45 mm) ÷ 2

Siparium  
A = 25 mm  
B = 50 mm  
C = 0 mm  
L = (L vano opening W + 75 mm) ÷ 2

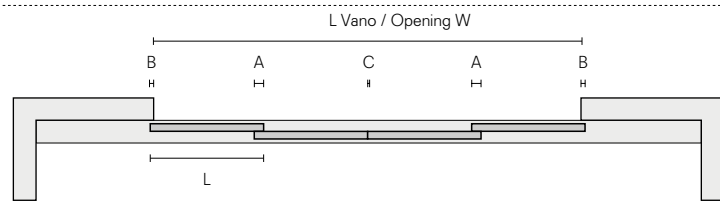


Velaria, Stripe, Sail, Soho, Daimon  
A = 12 mm  
B = 12 mm  
C = 2 mm  
L = (L vano opening W + 46 mm) ÷ 4

Graphis light  
non disponibile / not available

Graphis plus  
A = 30 mm  
B = 15 mm  
L = (L vano opening W + 90 mm) ÷ 4

Siparium  
A = 50 mm  
B = 25 mm  
L = (L vano opening W + 150 mm) ÷ 4



**Birotaia in luce**  
**Double rail in the opening**

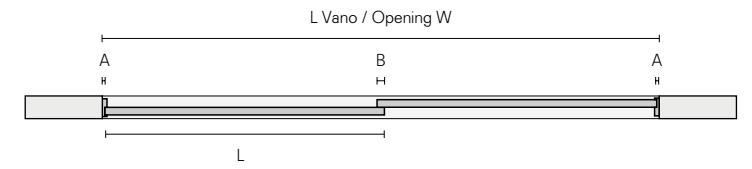
Con montanti laterali  
With side runners

Velaria, Stripe, Sail, Soho, Daimon  
A = 13 mm  
B = 12 mm  
L = (L vano opening W - 14 mm) ÷ 2

Graphis light  
A = 13 mm  
B = 13 mm  
L = (L vano W opening - 13 mm) ÷ 2

Graphis plus  
A = 13 mm  
B = 30 mm  
L = (L vano opening W + 4 mm) ÷ 2

Siparium  
A = 15 mm  
B = 50 mm  
L = (L vano opening W + 20 mm) ÷ 2

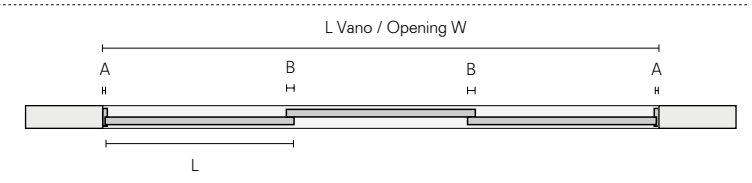


Velaria, Stripe, Sail, Soho, Daimon  
A = 13 mm  
B = 12 mm  
L = (L vano opening W - 2 mm) ÷ 3

Graphis light  
A = 13 mm  
B = 13 mm  
L = L vano opening W ÷ 3

Graphis plus  
A = 13 mm  
B = 30 mm  
L = (L vano opening W + 34 mm) ÷ 3

Siparium  
A = 15 mm  
B = 50 mm  
L = (L vano opening W + 70 mm) ÷ 3



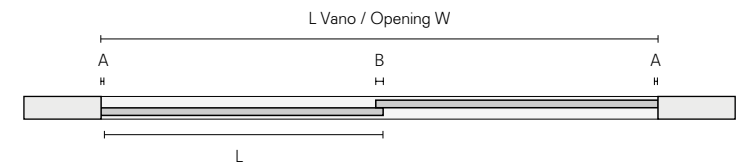
Senza montanti laterali  
Without side runners

Velaria, Stripe, Sail, Soho, Daimon  
A = 1 mm  
B = 12 mm  
L = (L vano opening W + 10 mm) ÷ 2

Graphis light  
A = 0 mm  
B = 13 mm  
L = (L vano opening W + 13 mm) ÷ 2

Graphis plus  
A = 0 mm  
B = 30 mm  
L = (L vano opening W + 30 mm) ÷ 2

Siparium  
A = 0 mm  
B = 50 mm  
L = (L vano opening W + 50 mm) ÷ 2

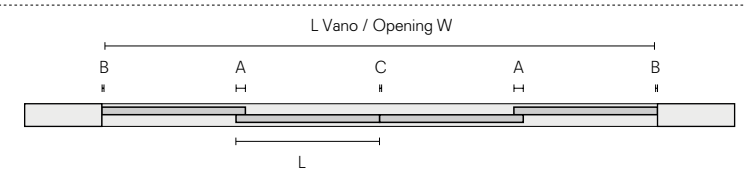


Velaria, Stripe, Sail, Soho, Daimon  
A = 12 mm  
B = 1 mm  
C = 2 mm  
L = (L vano opening W + 20 mm) ÷ 4

Graphis light  
A = 13 mm  
L = (L vano opening W + 26 mm) ÷ 4

Graphis plus  
A = 30 mm  
L = (L vano opening W + 60 mm) ÷ 4

Siparium  
A = 50 mm  
L = (L vano opening W + 100 mm) ÷ 4



**Calcolo larghezze pannelli porta**  
Widths calculation panels

**Trirotaia in luce**  
Three ways rail in the opening

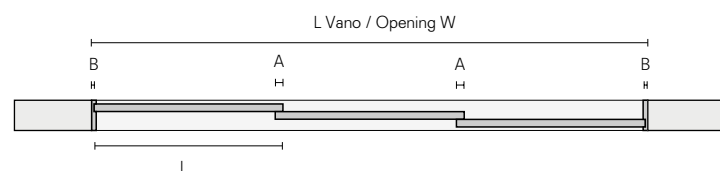
Con montanti laterali  
With side runners

Velaria, Stripe, Sail, Soho, Daimon  
A = 12 mm  
B = 13 mm  
L = (L vano opening W - 2 mm) ÷ 3

Graphis light  
non disponibile / not available

Graphis plus  
A = 30 mm  
B = 13 mm  
L = (L vano opening W + 34 mm) ÷ 3

Siparium  
A = 50 mm  
B = 15 mm  
L = (L vano opening W + 70 mm) ÷ 3



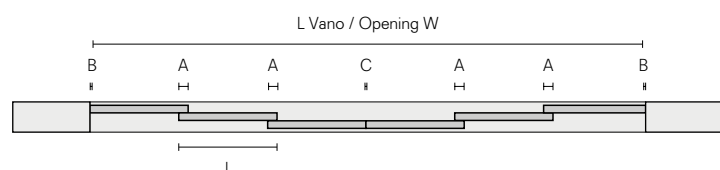
Senza montanti laterali  
Without side runners

Velaria, Stripe, Sail, Soho, Daimon  
A = 12 mm  
B = 1 mm  
C = 2 mm  
L = (L vano opening W + 44 mm) ÷ 6

Graphis light  
non disponibile / not available

Graphis plus  
A = 30 mm  
L = (L vano opening W + 120 mm) ÷ 6

Siparium  
A = 50 mm  
L = (L vano opening W + 200 mm) ÷ 6



**Quadrirotaia in luce**  
4 ways rail in the opening

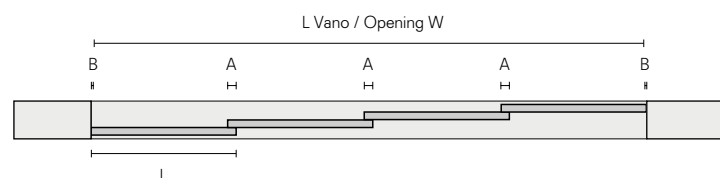
Senza montanti laterali  
Without side runners

Velaria, Stripe, Sail, Soho, Daimon  
A = 12 mm  
B = 1 mm  
L = (L vano opening W + 34 mm) ÷ 4

Graphis light  
non disponibile / not available

Graphis plus  
A = 30 mm  
L = (L vano opening W + 90 mm) ÷ 4

Siparium  
A = 50 mm  
L = (L vano opening W + 150 mm) ÷ 4



**Sormonto dei pannelli**  
Panels overlapping

**Monorotaia fuori luce**  
Single rail out of the opening

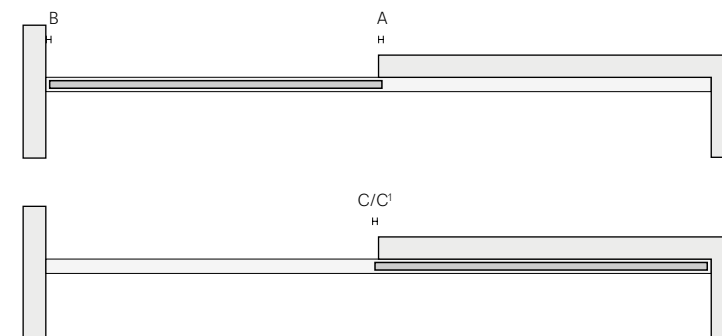
Senza montanti laterali  
Without side runners

Velaria, Stripe, Sail, Soho, Daimon  
A = 12 mm  
B = 1 mm  
C = 32 mm  
C1 = maniglia handle 2093C = 77 mm

Graphis light  
A = 20 mm  
B = 0 mm  
C = 39 mm

Graphis plus  
A = 15 mm  
B = 0 mm  
C = 10 mm  
C1 = maniglia handle 2163C = 89 mm

Siparium  
A = C = 25 mm  
B = 0 mm



**Birotiaia fuori luce**  
Double rail out of the opening

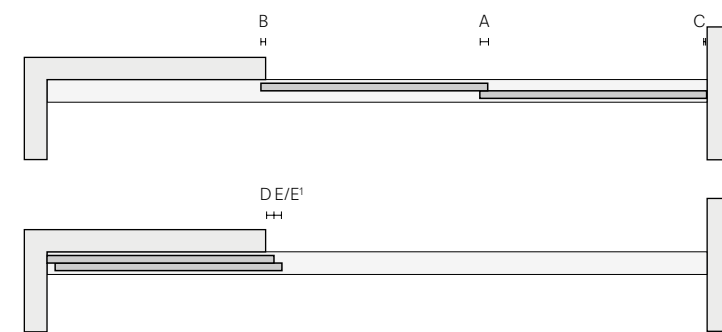
Senza montanti laterali  
Without side runners

Velaria, Stripe, Sail, Soho, Daimon  
A = 12 mm  
B = 12 mm  
C = 1 mm  
D = E = 32 mm  
E1 = maniglia handle 2093C = 77 mm

Graphis light  
non disponibile / not available

Graphis plus  
A = 30 mm  
B = 15 mm  
C = E = 0 mm  
D = 10 mm  
E1 = maniglia handle 2163C = 76 mm

Siparium  
A = 50 mm  
B = D = 25 mm  
C = 0 mm  
E = 15 mm  
E1 = 78 mm



**Birotiaia in luce**  
Double rail in the opening

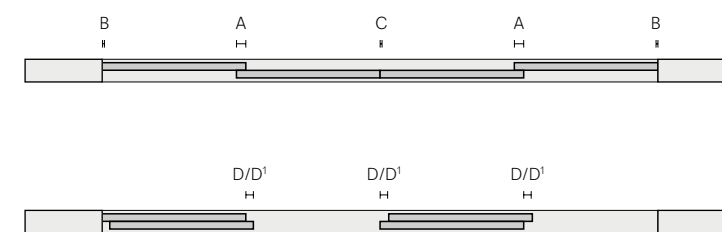
Senza montanti laterali  
Without side runners

Velaria, Stripe, Sail, Soho, Daimon  
A = 12 mm  
B = 1 mm  
C = 2 mm  
D = 32 mm  
D1 = maniglia handle 2093C = 77 mm

Graphis light  
A = 13 mm  
B = C = 0 mm  
D = 46 mm

Graphis plus  
A = 30 mm  
B = C = D = 0 mm  
D1 = maniglia handle 2163C = 76 mm

Siparium  
A = 50 mm  
B = C = 0 mm  
D = 15 mm  
D1 = maniglia handle 773 = 78 mm



**Trirotaia in luce**  
Three ways in the opening

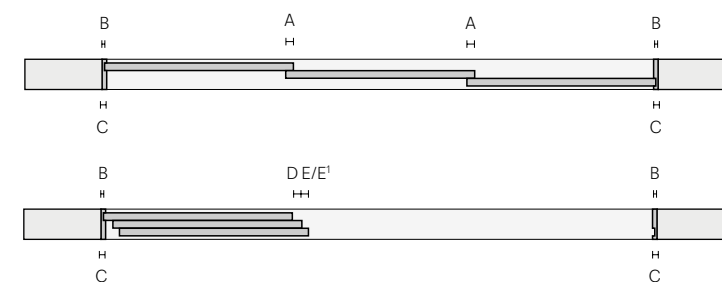
Con montanti laterali  
With side runners

Velaria, Stripe, Sail, Soho, Daimon  
A = 12 mm  
B = 13 mm  
C = 22 mm  
D = 48 mm  
E = 32 mm  
E1 = maniglia handle 2093C = 77 mm

Graphis light  
non disponibile / not available

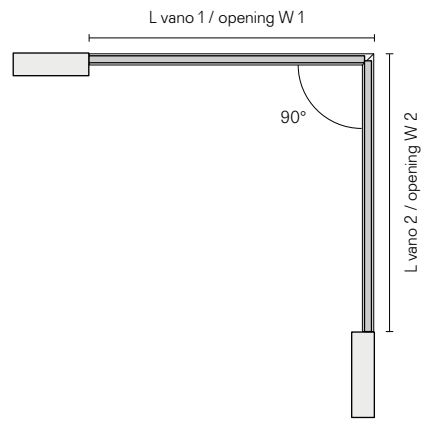
Graphis plus  
A = 30 mm  
B = 13 mm  
C = 22 mm  
D = 8 mm  
E = 0 mm  
E1 = maniglia handle 2163C = 76 mm

Siparium  
A = 50 mm  
B = D = E = 15 mm  
C = 30 mm  
E1 = maniglia handle 773 = 78 mm

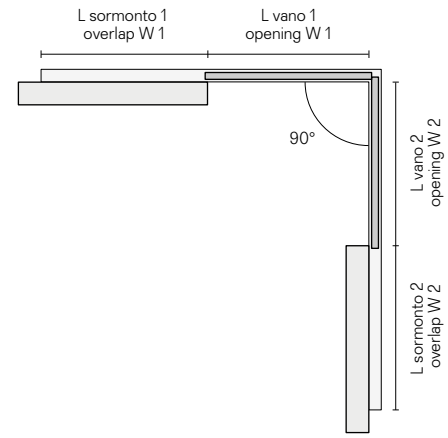


Composizioni ad angolo retto con binari a soffitto e ad incasso  
90° corner compositions with ceiling and built-in rails

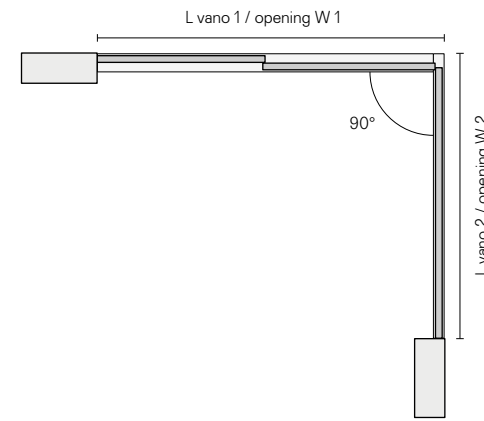
Monorotaia in luce  
Single rail in the opening



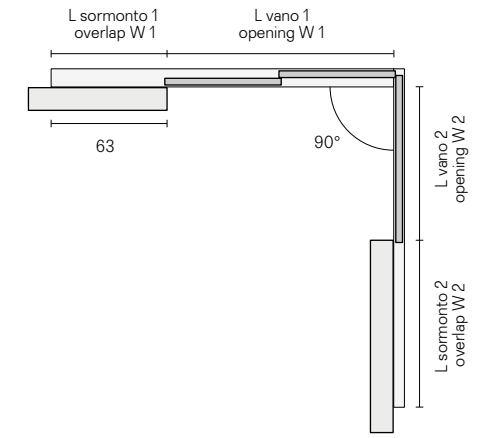
Monorotaia fuori luce  
Single rail out of the opening



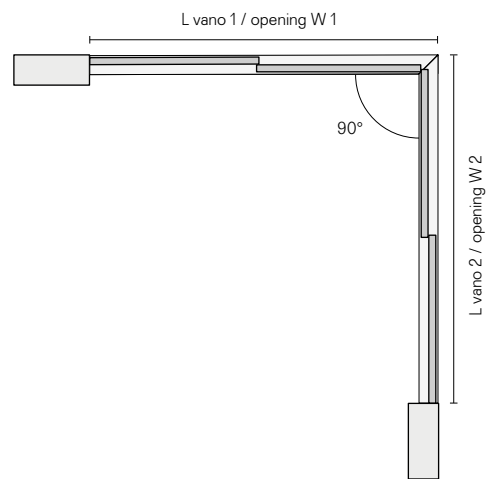
Monorotaia e birotaia in luce  
Single and double rail in the opening



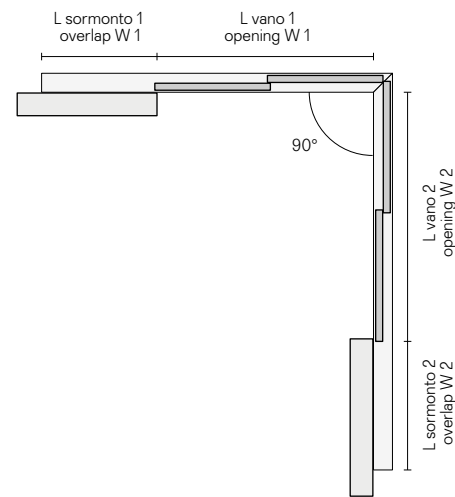
Monorotaia e birotaia fuori luce  
Single and double rail out of the opening



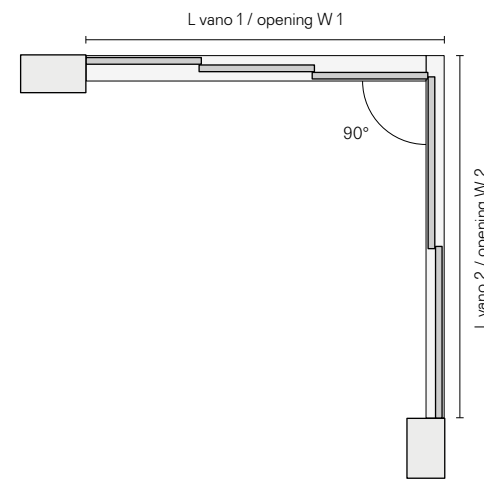
Birotaia in luce  
Double rail in the opening



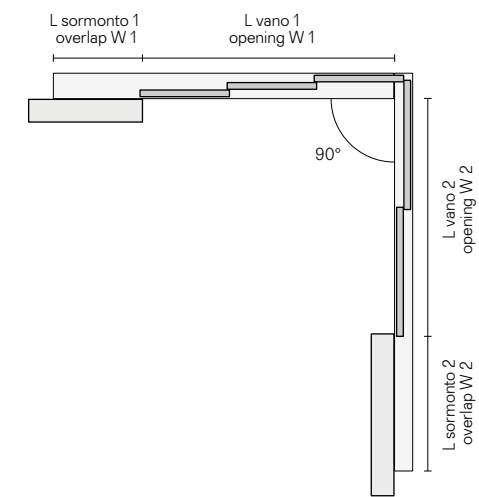
Birotaia fuori luce  
Double rail out of the opening



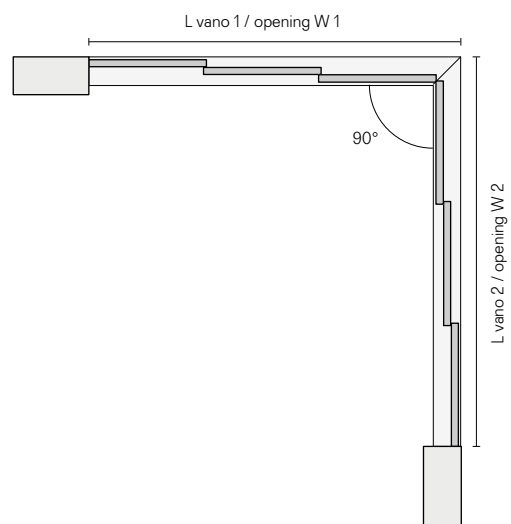
Birotaia e trirotaia in luce  
Double and 3 ways rail in the opening



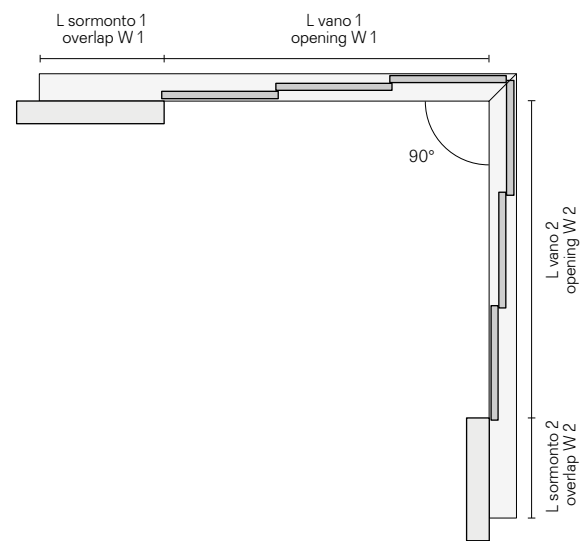
Birotaia e trirotaia fuori luce  
Double and 3 ways rail out of the opening



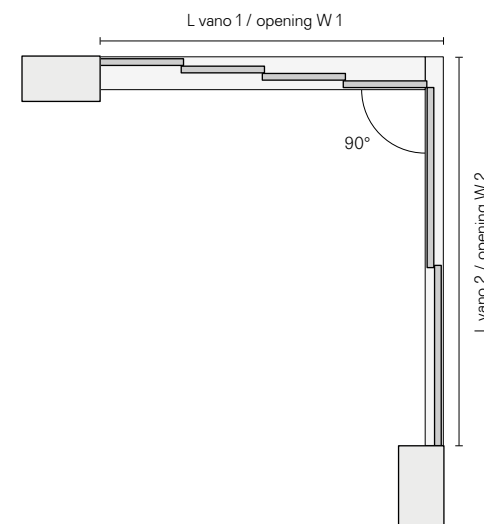
Trirotaia in luce  
Three ways rail in the opening



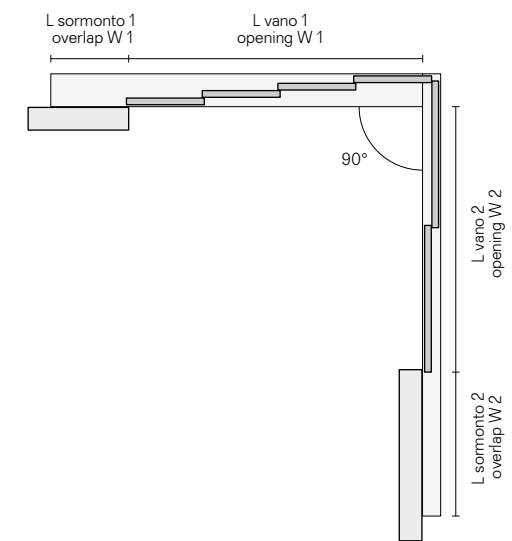
Trirotaia fuori luce  
Three ways rail out the opening



Birotaia e quadrirotaia in luce  
Double and 4 ways rail in the opening

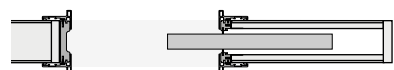
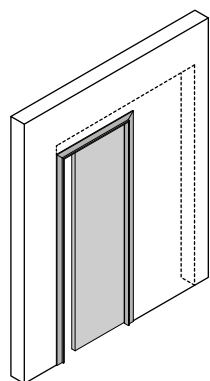


Birotaia e quadrirotaia fuori luce  
Double and 4 ways rail out of the opening


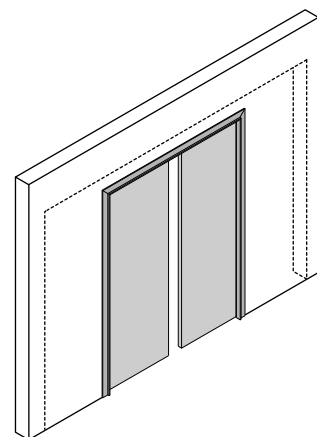


## Porte scorrevoli a scomparsa Pocket doors

Porta singola scorrevole  
Single pocket door

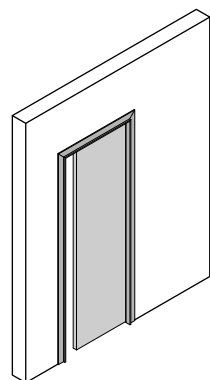


Porta doppia scorrevole  
Double pocket door

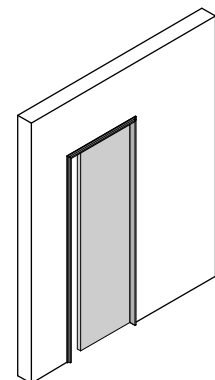


## Tipologie stipite telescopico Telescopic jamb typologies

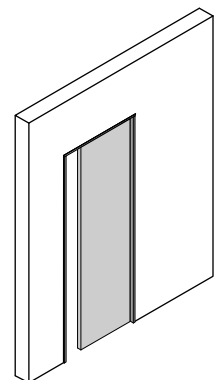
Stipite telescopico standard  
Standard telescopic jamb



Stipite telescopico slim  
Slim telescopic jamb



Stipite telescopico mini  
Mini telescopic jamb



## Descrizione tecnica Technical description

Le versioni scorrevoli a scomparsa delle porte Rimadesio sono progettate per integrarsi con i più diffusi controtelai in commercio. Una porta scorrevole a scomparsa si compone di un pannello porta e di uno stipite telescopico, in grado di adattarsi alla differenza di spessore fra le pareti, disponibile nelle versioni standard, con sei varianti estetiche, slim e mini.

Rimadesio pocket doors are designed to be inserted into the most common pocket systems on the market. A pocket door is made up of door panel, telescopic jamb that can be adjusted on different thickness of the walls, available in standard versions, with six aesthetic versions, slim and mini.


Die Schiebetüren die in der Metalltasche in der Mauer laufen sind geeignet für die meisten Mauertaschen die am Markt erhältlich sind. Eine Schiebetüre die in der Metalltasche in der Mauer läuft besteht aus einem Türpanel und einem teleskopischen Türpfosten, der sich an die unterschiedlichen Mauerabstände anpassen kann. Dieser ist standardmäßig erhältlich in sechs verschiedenen Versionen, slim oder mini.

La version galandage de panneaux Rimadesio prévoit une intégration avec les plus connus systèmes à galandage sur le marché. Un panneau galandage complet est composé par un panneau et un jambage télescopique, capable de s'adapter aux différents épaisseur de mur, disponible en version standard, avec six variantes esthétiques, slim et mini.


Las versiones correderas en el muro de las puertas Rimadesio están diseñadas para integrarse con los mas populares contramarcos en el mercado. Una puerta corredera en el muro se compone de una puerta y una jamba telescópica, capaz de adaptarse a la diferencia de espesor entre las paredes, disponible en versiones estándar, con seis variantes estéticas, slim y mini.

## Tipologie estetiche pannelli porta Aesthetical typologies doors panel

Daimon



Sail



Soho



Velaria



Stripe



Graphis plus

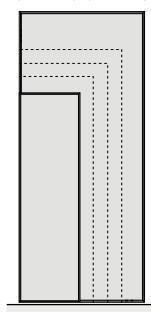


Siparium



## Dimensioni pannelli porta Door panel dimensions

larghezza su misura  
customized width  
min 500 / max 1500



altezza su misura  
customized height  
max 2700

## Descrizione tecnica Technical description

Il pannello porta è l'elemento integrante del progetto che dialoga con l'architettura degli spazi, creando soluzioni di forte impatto. La realizzazione, sempre su misura, è consentita fino all'altezza massima di 2700 mm e alla larghezza massima di 1500 mm. La ricerca tecnologica Rimadesio ha permesso di realizzare un pannello porta che rientra completamente nel controtelaio, assicurando la massima qualità estetica di ogni installazione.

Door panel is the integral part of the project, that communicates with spaces architecture, creating strong effect solutions. The production, always custom-made, can reach maximum height of 2700 mm and maximum width of 1500 mm. Rimadesio technological research allowed to realize a door panel that disappears completely into the pocket system, ensuring the highest aesthetic quality for every installation.

Das Türpanel schafft den Dialog zwischen Architektur und Raum, mit Lösungen die eine starken ästhetische Wirkung haben. Die Ausführung ist immer auf Mass, bis zu einer maximalen Höhe von 2700 mm und einer maximalen Breite von 1500 mm. Die Panele können komplett im Blindstock versenkt werden und garantieren eine maximale ästhetische Qualität.

Le panneau est un élément intégral du projet en dialogue avec l'architecture de l'espace, avec des solutions très percutantes. La réalisation, toujours sur mesure, est possible jusqu'à la hauteur maximale de 2700 mm et la largeur maximale de 1500 mm. La recherche technologique Rimadesio a permis de réaliser un panneau totalement escamotable, et donc avec une installation de haute qualité esthétique.

El panel de la puerta es un elemento integrante del proyecto que dialoga con la arquitectura de los espacios, creando soluciones de fuerte impacto. La realización, siempre a medida, está consentida hasta la altura máxima de 2700 mm y la anchura máxima de 1500 mm. La investigación tecnológica Rimadesio ha permitido realizar un panel de puerta que encaja completamente en el contramarco, garantizando la máxima calidad estética de cada instalación.

**Lo stipite telescopico standard**  
**The standard telescopic jamb**

L'esclusivo stipite telescopico permette di compensare lo spessore di eventuali rivestimenti con un'escursione massima di 20 mm per lato.

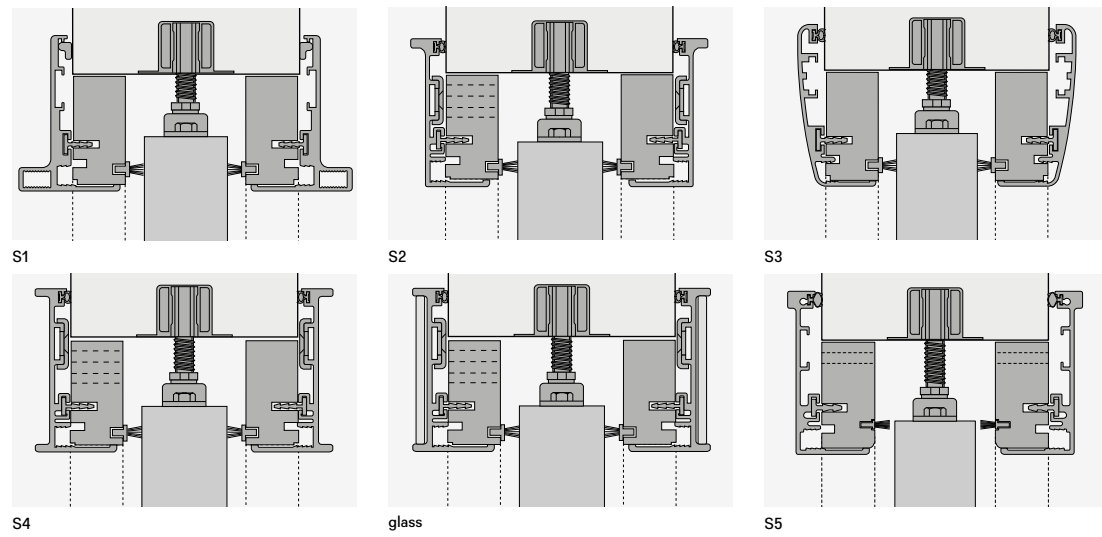
The exclusive telescopic jamb can compensate for potential coating thickness with a maximum range of 20 mm for each side.

Der exklusive teleskopische Pfosten in Aluminium ermöglicht den Ausgleich eventueller Unterschiede in der Mauerdicke auf beiden Seiten bis zu maximal 20 mm pro Seite.

L'exclusif jambage télescopique peut s'adapter aux différents épaisseur de revêtement mural, pour un maxi de 20 mm chaque côté.

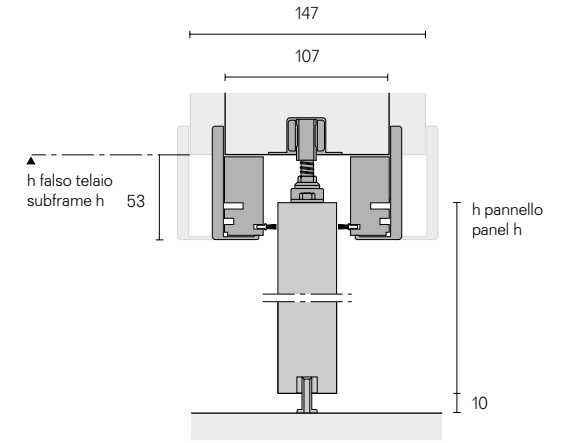
La exclusiva jamba telescópica permite compensar el grosor cualquier revestimiento con una extensión máxima de 20 mm por lado.

Stipite telescopico standard per controtelai a scomparsa Scigno® Base e Eclisse® Unico  
 Standard telescopic jamb for systems Scigno® Base and Eclisse® Unico



**Calcolo altezze pannelli porte**  
**Door panels heights calculation**

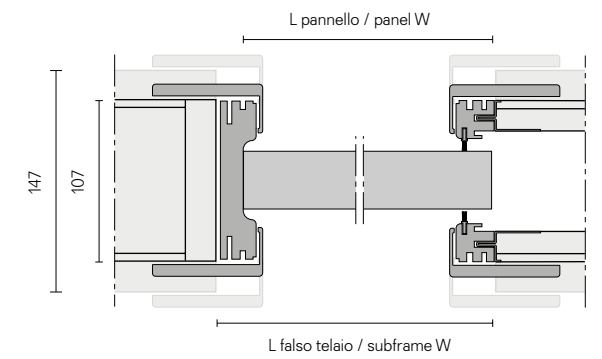
Velaria, Stripe, Sail, Soho, Daimon, Graphis plus, Siparium  
 $H_{\text{pannello}} = H_{\text{panel}}$   
 $H_{\text{falso telaio}} = H_{\text{subframe}} - 40 \text{ mm}$



**Calcolo larghezze porta singola**  
**Single door width calculation**

Velaria, Stripe, Sail, Soho, Daimon  
 $L_{\text{pannello}} = L_{\text{panel}}$   
 $L_{\text{falso telaio}} = L_{\text{subframe}} - 35 \text{ mm}$

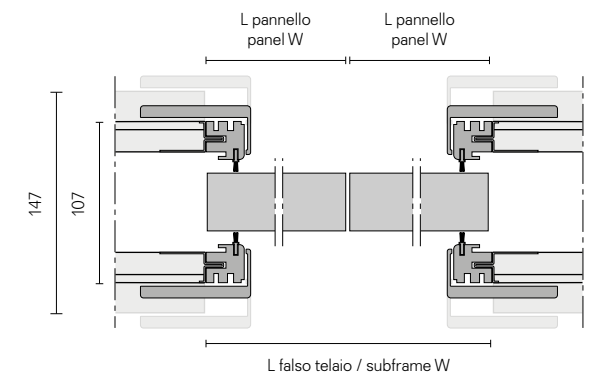
Graphis plus, Siparium  
 $L_{\text{pannello}} = L_{\text{panel}}$   
 $L_{\text{falso telaio}} = L_{\text{subframe}} - 20 \text{ mm}$



**Calcolo larghezze porta doppia**  
**Double door width calculation**

Velaria, Stripe, Sail, Soho, Daimon  
 $L_{\text{pannello}} = L_{\text{panel}}$   
 $(L_{\text{falso telaio}} - 20 \text{ mm}) \div 2$

Graphis plus, Siparium  
 $L_{\text{pannello}} = L_{\text{panel}}$   
 $(L_{\text{falso telaio}}) \div 2$



**Lo stipete telescopico slim**  
The slim telescopic jamb

L'esclusivo stipete telescopico permette di compensare lo spessore di eventuali rivestimenti con un'escursione massima di 17 mm per lato.

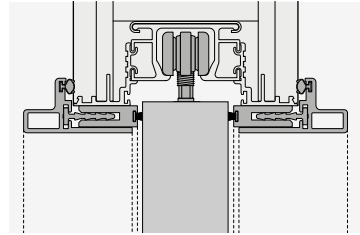
The exclusive telescopic jamb can compensate for potential coating thickness with a maximum range of 17 mm for each side.

Der exklusive teleskopische Pfosten in Aluminium ermöglicht den Ausgleich eventueller Unterschiede in der Mauerdicke auf beiden Seiten bis zu maximal 17 mm pro Seite.

L'exclusif jambage télescopique peut s'adapter aux différents épaisseurs de revêtement mural, pour un maxi de 17 mm chaque côté.

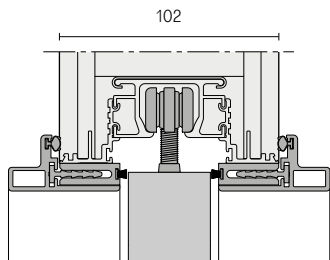
La exclusiva jamba telescópica permite compensar el grosor cualquier revestimiento con una extensión máxima de 17 mm por lado.

Stipete telescopico slim per controtelai a scomparsa Scigno® Essential e Eclisse® Syntesis Line  
Telescopic slim jamb for systems Scigno® Essential and Eclisse® Syntesis Line

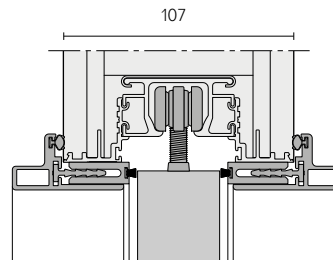


Tipologie d'installazione  
Installation typologies

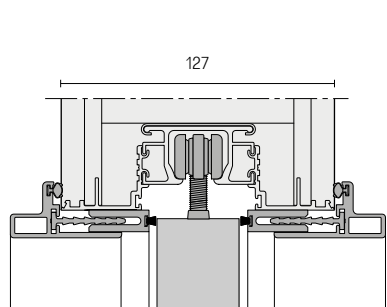
Parete in cartongesso  
Plasterboard wall



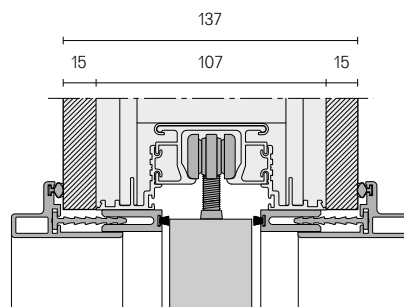
Parete in laterizio  
Brick wall



Parete in laterizio o cartongesso  
Brick wall or plasterboard wall



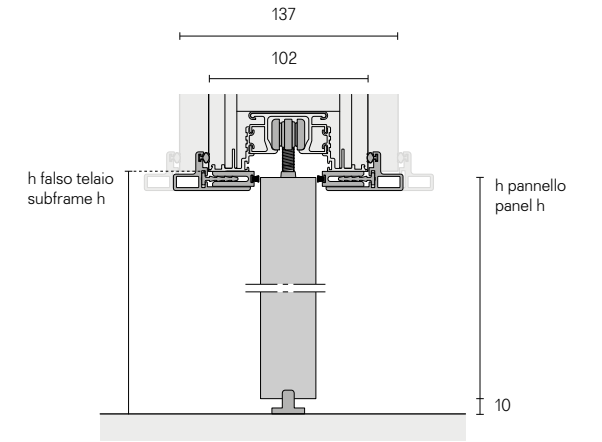
Parete in laterizio o cartongesso (sp. 107 mm + rivestimento)  
Brick wall or plasterboard wall (thk 107 mm + covering)



Calcolo altezze pannelli porte  
Door panels heights calculation

Velaria, Stripe, Sail, Soho, Siparium, Daimon  
H pannello  $H_{panel} =$   
H falso telaio  $H_{subframe} - 10$  mm

Graphis plus  
H pannello  $H_{panel} =$   
H falso telaio  $H_{subframe} - 15$  mm

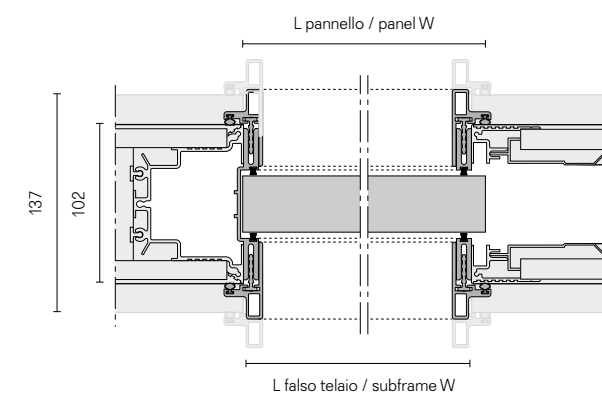


Calcolo larghezze porta singola  
Single door width calculation

Velaria, Stripe, Sail, Soho, Daimon  
L pannello  $W_{panel} =$   
L falso telaio  $W_{subframe} + 2$  mm

Graphis plus  
L pannello  $W_{panel} =$   
L falso telaio  $W_{subframe} + 10$  mm

Siparium  
L pannello  $W_{panel} =$   
L falso telaio  $W_{subframe} + 14$  mm

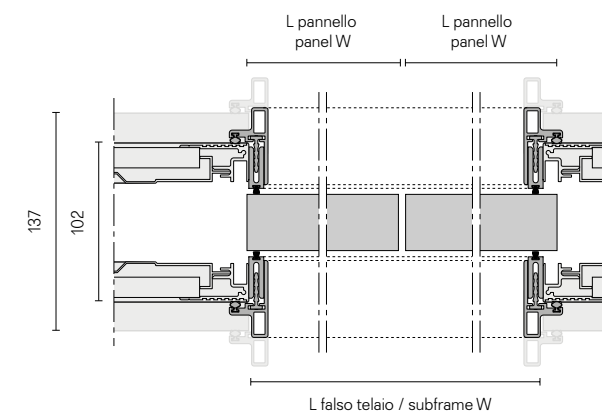


Calcolo larghezze porta doppia  
Double door width calculation

Velaria, Stripe, Sail, Soho, Daimon  
L pannello  $W_{panel} =$   
(L falso telaio  $W_{subframe} + 4$  mm)  $\div 2$

Siparium  
L pannello  $W_{panel} =$   
(L falso telaio  $W_{subframe} + 24$  mm)  $\div 2$

Graphis plus  
L pannello  $W_{panel} =$   
(L falso telaio  $W_{subframe} + 20$  mm)  $\div 2$



## Lo stipete telescopico mini The mini telescopic jamb

L'esclusivo stipete telescopico permette di compensare lo spessore di eventuali rivestimenti con un'escursione massima di 17 mm per lato.

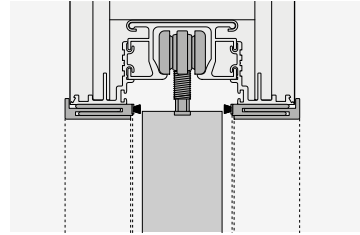
The exclusive telescopic jamb can compensate for potential coating thickness with a maximum range of 17 mm for each side.

Der exklusive teleskopische Pfosten in Aluminium ermöglicht den Ausgleich eventueller Unterschiede in der Mauerdicke auf beiden Seiten bis zu maximal 17 mm pro Seite.

L'exclusif jambage télescopique peut s'adapter aux différents épaisseurs de revêtement mural, pour un maxi de 17 mm chaque côté.

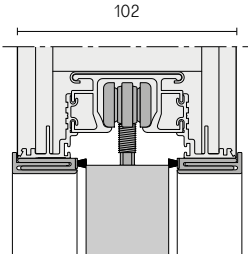
La exclusiva jamba telescópica permite compensar el grosor cualquier revestimiento con una extensión máxima de 17 mm por lado.

Stipete telescopico mini per controtelai a scomparsa Scigno® Essential e Eclisse® Syntesis Line  
Telescopic mini jamb for systems Scigno® Essential and Eclisse® Syntesis Line

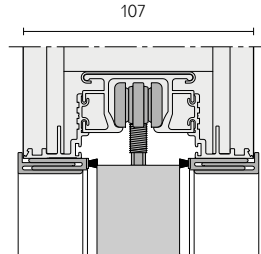


Tipologie d'installazione  
Installation typologies

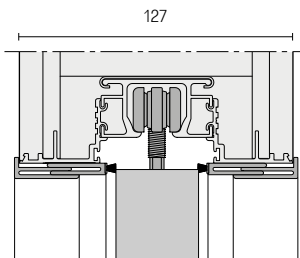
Parete in cartongesso  
Plasterboard wall



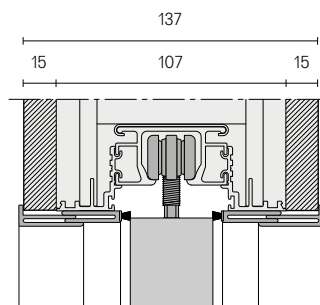
Parete in laterizio  
Brick wall



Parete in laterizio o cartongesso  
Brick wall or plasterboard wall



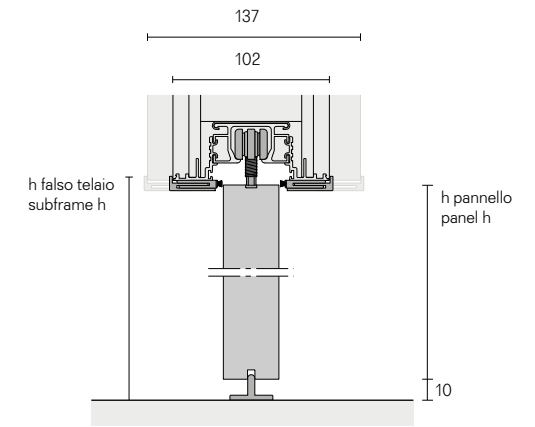
Parete in laterizio o cartongesso  
(sp. 107 mm + rivestimento)  
Brick wall or plasterboard wall (thk 107 mm + covering)



Calcolo altezze pannelli porte  
Door panels heights calculation

Velaria, Stripe, Sail, Soho, Daimon, Siparium  
H pannello  $H_{panel}$  =  
H falso telaio  $H_{subframe}$  - 7 mm

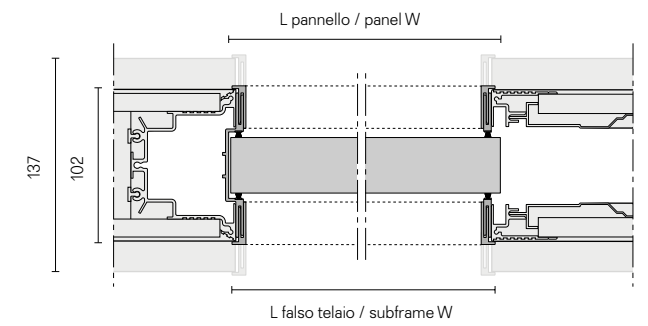
Graphis plus  
H pannello  $H_{panel}$  =  
H falso telaio  $H_{subframe}$  - 13 mm



Calcolo larghezze porta singola  
Single door width calculation

Velaria, Stripe, Sail, Soho, Daimon, Graphis plus  
L pannello  $W_{panel}$  =  
L falso telaio  $W_{subframe}$  + 7 mm

Siparium  
L pannello  $W_{panel}$  =  
L falso telaio  $W_{subframe}$  + 23 mm

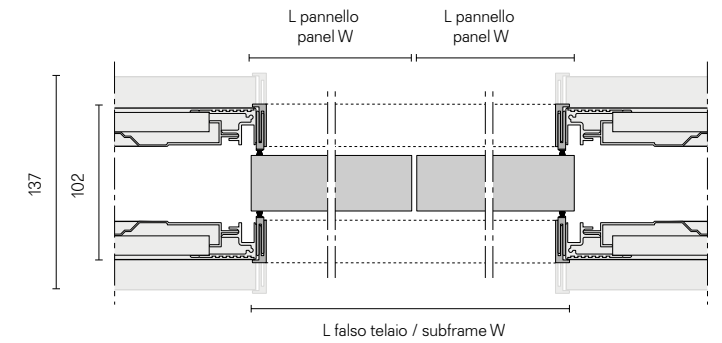


Calcolo larghezze porta doppia  
Double door width calculation

Velaria, Stripe, Sail, Soho, Daimon  
L pannello  $W_{panel}$  =  
(L falso telaio  $W_{subframe}$  + 7 mm) ÷ 2

Siparium  
L pannello  $W_{panel}$  =  
(L falso telaio  $W_{subframe}$  + 36 mm) ÷ 2

Graphis plus  
L pannello  $W_{panel}$  =  
(L falso telaio  $W_{subframe}$  + 14 mm) ÷ 2





Perseguire la qualità, sempre, sotto tutti gli aspetti. Con questa mission Rimadesio ricerca costantemente soluzioni volte a migliorare i propri standard qualitativi ecologici. Obiettivo ottenuto sinergicamente, grazie all'utilizzo di materiali preziosi e riciclabili, all'assenza di sostanze tossiche per l'uomo e nocive per l'ambiente in ogni fase del processo produttivo,

Streben nach Qualität, unter allen Gesichtspunkten. Mit dieser Mission forscht Rimadesio ständig nach ökologischen Lösungen. Ein Ziel, welches sich aus Synergien ergibt, dank der Verwendung von hochwertigen und recycelbaren Materialien, dem Ausschluss von für den Menschen giftigen und umweltschädlichen Substanzen und den Antrieb der Produktions-

Poursuivre la qualité, toujours, et à tous les égards. Avec cette mission Rimadesio recherche constamment de solutions au fin d'améliorer ses normes de qualité écologique. Objectif atteint, grâce à l'utilisation de matériaux précieux et recyclables, l'absence à chaque étape de la production de substances toxiques nocives pour l'homme et l'environnement, l'utilisation

Perseguir la calidad, siempre, en todos los aspectos. Con esta misión Rimadesio busca constantemente soluciones destinadas a mejorar sus estándares de calidad ecológica. Objetivo conseguido sinérgicamente, gracias al uso de materiales preciosos y reciclables, a la ausencia de sustancias tóxicas para los seres humanos y nocivas para el medio ambiente en cada etapa

## Quality as the main purpose, always and in every aspect. With this mission Rimadesio is constantly searching for solutions to improve its own ecological standards.

all'impiego di tecnologie e macchinari evoluti alimentati con energia pulita proveniente da impianti fotovoltaici di ultima generazione, installati sulla copertura dell'headquarter di Giussano. Alluminio, vetro, legno, materiali totalmente riciclabili e in parte già riciclati, ma anche le vernici prive di solventi di Ecoloursystem e i sistemi di imballaggio ecologici. Testimonianze di un dna green consolidato e di una coerenza trasversale, segnali di una continua attività di ricerca e di uno sguardo sempre proteso al futuro che si declina nell'innovazione tecnologica di sistemi, porte ed arredi, realizzati con la consapevolezza di voler affidare all'uomo solo attività dall'alto valore aggiunto.

anlagen mit sauberem Strom, welcher durch Photovoltaikanlagen neuester Generation erzeugt wird. Aluminium, Glas, Holz, völlig recycelbare oder schon recycelte Materialien, aber auch die lösmittelfreien Farben des Ecoloursystems und die umweltfreundlichen Verpackungsmaterialien. Alles Belege für eine fundierte grüne dna und in einem übergreifenden Zusammenhang. Zeichen für eine kontinuierliche Forschungsaktivität und einen zukunftsorientierten Blick, die sich in den Innovationen der technischen Systemen, der Türen und Möbeln ausdrücken, welche mit dem Bewusstsein entwickelt werden, dem Menschen den größtmöglichen Zusatznutzen zu bieten.

de technologies et des machines avancées alimentées par l'énergie solaire après l'installation sur le toit de l'usine à Giussano de systèmes photovoltaïques de dernière génération. Aluminium, verre, bois, des matériaux entièrement recyclables et déjà en partie recyclés, mais aussi peinture Ecoloursystem sans solvants et systèmes d'emballage respectueux de l'environnement. Témoignages d'un adn "vert" consolidé et d'une cohérence transversale, signes de recherche continue et d'une tendance à regarder en avant, qui correspond bien à l'innovation technologique des systèmes, des portes et des meubles, réalisés avec la conscience que l'apport de l'homme dans la production ne peut qu'avoir un valeur ajoutée.

del proceso de producción, al uso de tecnologías y máquinas avanzadas alimentadas por energía limpia a partir de sistemas fotovoltaicos de última generación, instalados en la cobertura del headquarter de Giussano. Aluminio, cristal, madera, materiales completamente reciclables y, en parte, ya reciclados, sino también las pinturas Ecoloursystem libres de disolventes y los sistemas de embalaje ecológicos. Testimonios de un adn green consolidado y una coherencia transversal, señales de una continua investigación y de una vista siempre tendida al futuro que se declina en la innovación tecnológica de sistemas, puertas y muebles, realizados con el conocimiento que desea confiar al hombre sólo actividades de alto valor añadido.

Objective obtained thanks to the use of precious and recyclable materials, to the absence of substances that can be toxic to humans or harmful to the environment in every phase of the productive process, to the use of technology and evolved machinery, powered by clean energy derived from latest generation photovoltaic systems, installed on Giussano headquarters roof. Aluminium, glass, wood: fully recyclable materials and partly already recycled, but also Ecoloursystem paints without solvents and ecological packing materials. Proofs of a reinforced green DNA and wide coherence, signals of a continuous research and a glance towards the future, that takes shape in the technological innovation of systems, doors and furniture, made with the consciousness to entrust just high added value act.



Vetri laccati Ecolorsystem  
Ecolorsystem lacquered glasses

Lucidi Glossy	Opachi Mat	Lucidi Glossy	Opachi Mat	Lucidi Glossy	Opachi Mat	Lucidi Glossy	Opachi Mat	Lucidi Glossy	Opachi Mat
40	115	53	95	45	97	50	108	76	116
35	100	56	98	85	130	74	110	84	128
86	131	41	104	69	126	51	113	300	133
47	96	88	132	57	106	52	107	301	134
36	117	48	103	58	99	73	109	83	127
	122			46	102	43	119	302	135
						33	111	303	136

Caratteristiche

Ecolorsystem è la denominazione che contraddistingue l'esclusiva collezione di vetri laccati Rimadesio, disponibili in finitura lucida e opaca. Colori ecologici perché prodotti utilizzando esclusivamente vernici all'acqua di ultima generazione, con cottura a 110 °C. Una tecnologia produttiva all'avanguardia nell'ambito del vetro, con impianti interni totalmente robotizzati che assicurano risultati di altissima qualità e un ciclo di lavorazione a basso impatto ambientale. Resistenza alla corrosione conforme alla norma UNI EN ISO 9227. Resistenza agli sbalzi di temperatura conforme alla norma UNI 9429. Colori inalterabili nel tempo perché applicati sulla superficie interna del vetro, al sicuro da macchie, polvere e umidità. Lo spessore del vetro crea un esclusivo effetto di "profondità".

Vetri laccati lucidi

Superficie perfettamente liscia. Brillantezza equivalente a 100 gloss. Vetri non trasparenti, caratterizzati dall'alto potere riflettente. Resistenza alla graffiatura superiore rispetto alle convenzionali superfici laccate.

Vetri laccati opachi

Superficie con effetto vellutato al tatto. Vetri non trasparenti, caratterizzati da un effetto di opacità molto marcato. Microsolcatura superficiale che conferisce un'elevata resistenza alla graffiatura. Refrattari alle impronte digitali.

Characteristics

Ecolorsystem is the name that distinguishes the exclusive Rimadesio lacquered glass collection in glossy and mat finishing. Ecological colours produced, using exclusively water paints of latest generation, cooked at 110 °C. Cutting edge production technology in the area of glass, with a fully robotised in-house plant that ensures very high quality results and a low environmental impact work cycle. Corrosion resistance conforms to the UNI EN ISO 9227 standard. Temperature fluctuation resistance conforms to the UNI 9429 standard. The colour is inside the double glass, safe from stains, dust and humidity. The thickness of the glass creates an exclusive "depth" effect.

Glossy lacquered glasses

Perfectly smooth surface. Brightness equivalent to 100 gloss. Not transparent glass, characterized by high reflectivity. Higher scratch resistance compared to conventional painted surfaces.

Mat lacquered glasses

Surface with velvet touch effect. Not transparent glasses, characterized by a very marked opacity effect. Surface high resistant to scratching. Refractory to fingerprints.

Eigenschaften

Ecolosystem ist der Name der neuen lackierten Glas-Kollektion von Rimadesio. Absolut oekologische Farben, da die modernsten Lackierungen, auf Wasser-Basis, an einer Temperatur von 110 °C gekocht werden. Eine fortschrittliche Produktionstechnik in der Glasverarbeitung auf einer vollautomatisierten Anlage, die Ergebnisse höchster Qualität und gleichzeitig umweltfreundliche Verarbeitungsverfahren gewährleistet. Korrosionsprüfung gemäß Bestimmung UNI EN ISO 9227. Temperaturwechselprüfung gemäß Bestimmung UNI 9429. Die Farben sind unveränderlich, weil es auf die innere Oberfläche des Glases, sicher vor Flecken, Staub und Feuchtigkeit aufgetragen. Die Dicke des Glases erzeugt eine einzigartige Wirkung von "Tiefe".

Hochglanzend lackierte Gläser

Glaeser Vollkommen glatte Oberfläche. Helligkeit entsprechend 100 Gloss. Undurchsichtige Glaeser, durch eine hohe Reflektivität gekennzeichnet. Hoehere Kratzfestigkeit zu herkömmlichen lackierten Oberflächen verglichen.

Matt lackierte Gläser

Oberfläche mit "Velvet touch" Effekt. Undurchsichtige Glaeser, gekennzeichnet durch einen Matt-Effekt sehr ausgeprägt. Oberfläche, die eine hohe Resistenz gegen Kratzer gibt. Groesse Widerstand an Fingerabdrücke.

Caractéristiques

Ecolorsystem est le nom qui caractérise la collection exclusive de verres laqués de Rimadesio. Couleurs écologiques, parce que produites en utilisant exclusivement vernis à l'eau de dernière génération, cuites à 110 °C. Une technologie de production avant-gardiste dans le domaine du verre, avec des équipements internes entièrement robotisés qui assurent des résultats de grande qualité et un cycle de production ayant un impact très faible sur l'environnement. Résistance à la corrosion conformément à la norme UNI EN ISO 9227. Résistance aux écarts de température conformément à la norme UNI 9429. Couleurs inaltérables parce que appliquée sur la surface interne du verre, à l'abri des taches, poussière et l'humidité. L'épaisseur du verre crée un effet unique de "profondeur".

Verres laqués brillants

Surface parfaitement lisse. Luminosité équivalent à 100 Gloss. Verres pas transparents, caractérisé par une haute réflectivité. Résistance aux rayures supérieure par rapport aux conventionnelles surfaces peintes.

Verres laqués mats

Surface avec effet toucher velours. Verres pas transparents avec caractéristique d'opacité très marquée. Surface avec une haute résistance aux rayures. Réfractaires aux empreintes digitales.

Características

Ecolorsystem es la denominación que marca la exclusiva colección de los cristales lacados Rimadesio, disponibles en acabado brillante y opaco. Colores ecológicos porque productos utilizando exclusivamente pinturas al agua de última generación, con cocción a 110 °C. Una tecnología productiva a la vanguardia en el ámbito del cristal, con unas instalaciones internas totalmente robotizadas que aseguran resultados de altísima calidad y un ciclo de tratamiento respetuoso del medio ambiente. Resistencia a la corrosión conforme a la norma UNI EN ISO 9227. Resistencia a las variaciones de temperatura conforme a la norma UNI 9429. Colores inalterables en el tiempo, porque aplicados en la superficie interna del cristal, al resguardo de manchas, polvo y humedad. El grosor del cristal crea un exclusivo efecto de "profundidad".


Cristales lacados brillantes

Superficie perfectamente lisa. Brillantez equivalente a 100 gloss. Cristales no transparentes, del alto poder reflectante.

Cristales lacados opacos

Superficie con efecto aterciopelado al tacto. Cristales no transparente, del característico efecto de opacidad muy marcado. Microsurcos superficiales con alta resistencia a las rayas. Refractarios a las huellas dactilares.

40 Grigio cenere	53 Bianco neve	45 Avorio	78 Sabbia	76 Rosso india
38 Azzurro cera	59 Grigio chiaro	304 Platino	74 Canapa	75 Amaranto
35 Blu notte	56 Lino	85 Tufo	51 Nocciola	84 Moro
86 Blu oceano	41 Grigio ombra	69 Palladio	52 Corda	300 Rame
47 Grigio perla	88 Grigio scuro	57 Tortora	73 Giallo kashmir	301 Peltro
36 Blu Londra	48 Grigio ardesia	58 Caffè	43 Laguna	83 Piombo
39 Verde inglese			33 Verde oliva	302 Grafite
				303 Bronzo



**Caratteristiche**

Ecolsystem è la denominazione che contraddistingue l'esclusiva collezione di laccature opache Rimadesio, realizzate su componenti metallici, in legno e plastici. Colori ecologici perché prodotti utilizzando esclusivamente vernici all'acqua di ultima generazione, con cottura a 70 °C. Una tecnologia produttiva all'avanguardia, con impianti interni robotizzati che assicurano risultati di altissima qualità e un ciclo di lavorazione a basso impatto ambientale. Resistenza alla corrosione della vernice ad acqua conforme alla norma UNI EN ISO 9227. Resistenza agli sbalzi di temperatura della vernice ad acqua conforme alla norma UNI 9429. Resistenza al distacco dello strato di vernice ad acqua verificato tramite processo di quadrettatura prima e dopo l'invecchiamento conforme alla norma UNI EN ISO 2409. Resistenza all'usura dello strato di vernice ad acqua mediante sfregamento secondo procedura Catas. Resistenza ai detergenti della vernice ad acqua conforme alla norma EN 12720.

**Characteristics**

Ecolsystem is the name that distinguishes the exclusive Rimadesio lacquering collection in mat finishing, realized on metallic, wooden and plastic components. Ecological colours produced by using exclusively water paints of latest technology, cooked at 70 °C. A modern production technology, with fully robotised in-house plants that ensures very high quality results and a low environmental impact work cycle. Resistance to corrosion of the water paint in compliance with UNI EN ISO 9227 regulation. Resistance to temperature leap of water paint in compliance with UNI 9429 regulation. Resistance to detachment of the layer of water paint checked through the cross-cut test before and after the ageing in compliance with UNI EN ISO 2409 regulation. Resistance to use of the layer of water paint by rubbing according to Catas procedure. Resistance to detergent of water paint in compliance with EN 12720 procedure.

**Charakteristik**

Ecolsystem ist die Bezeichnung, welche die exklusive Kollektion der matt lackierten Metall-, Holz- und Kunststoffkomponenten von Rimadesio auszeichnet. Umweltfreundliche Farbpalette, weil bei der Produktion ausschließlich auf 70 °C erhitzte, wasserlösliche Lacke der neuesten Generation verwendet werden. Eine fortschrittliche Produktionstechnologie mit Robotern welche Ergebnisse höchster Qualität und mit geringstmöglichen Umweltbelastungen sicherstellt. Korrosionsresistente, wasserbasierte Lacke gemäß der EU-Norm UNI EN ISO 9227. Temperaturwechselresistente, wasserbasierte Lacke gemäß der EU-Norm UNI 9429. Die verwendeten Lacke sind gemäß der EU-Norm UNI EN ISO 2409 resistent gegen Ablösung der Lackoberfläche vor und nach dem Alterungsprozess. Resistent bei der Verwendung des Lackes auf Wasserbasis, auf Reibung nach dem Catas Verfahren. Resistenz des Lackes auf Wasserbasis, auf W schmittell laut Norm EN12720.

**Characteristiques**

Ecolsystem est le nom qui caractérise la collection exclusive Rimadesio de laques mates sur pièces métalliques, en bois et en plastique. Couleurs écologiques parce qu'ils sont fabriqués en utilisant des peintes à base d'eau de dernière génération, avec un cuisson de 70 °C. Une technologie de production avant-gardiste, avec des équipements internes entièrement robotisés, qui assurent des résultats de haute qualité et un cycle de production avec un impact très faible sur l'environnement. Résistance à la corrosion de la peinture à base d'eau en conformité avec la norme UNI EN ISO 9227. Résistance aux écarts de température de la peinture à base d'eau conformément à la norme UNI 9429. Résistance au décollement de la couche de peinture à base d'eau, testée par le processus de coupe transversale avant et vieillissement après en conformité avec la norme UNI EN ISO 2409. Résistance à l'usage de la couche de peinture à l'eau par frottement selon la procédure Catas. Résistance aux détergents de la peinture à l'eau conforme à la norme EN 12720.

**Características**

Ecolsystem es la denominación que distingue la exclusiva colección de laca mate Rimadesio, realizadas sobre componentes metalicos, en madera y plásticos. Colores ecológicos porque producidos usando solamente lacas base de agua de última generación, con coccion a 70 °C. Una tecnología productiva a la vanguardia, con sistemas internos robóticos que aseguran resultados de altísima calidad y un ciclo de producción de bajo impacto ambiental. Resistencia a la corrosión de la pintura a base de agua conforme a la norma UNI EN ISO 9227. Resistencia a los cambios de temperatura de la pintura al agua de conforme a la norma UNI 9429. Resistencia al desprendimiento de capa de laca verificado por medio del proceso de adherencia antes y después del envejecimiento conforme a la norma UNI EN ISO 2409. Resistencia al desgaste de la capa de pintura de agua mediante el roce según el procedimiento Catas. Resistencia a los detergentes de la pintura al agua conforme a la norma EN 12720.